

COLOUR & DIMENSION COLLECTION

Sterling Grey

One cool grey. Two finishes. Endless wall ideas.

A calm, mid-tone grey that sits comfortably between soft dove and deep charcoal. Pick **Glossy** to bounce light around a bathroom or backsplash, pick **Matte** for a quieter, low-glare look — or put both on the same wall for texture without adding another colour.

MATERIAL	USE	PROJECTS	SHADE VARIATION
Glazed ceramic	Interior walls	Residential & commercial	V1 – uniform

5 **Glossy formats**
3×6 · 2×16 · 4×16 · 4×24 · 2×9 chevron

2 **Matte formats**
3×6 · 4×16

2 **3D decors**
Petal · Diamond (glossy)

Pick your finish & format

GLOSSY

SIZE	METRIC	SUPPLIER CODE
3″ × 6″	7.5 × 15.2 cm	QT.CD.STG.0306.BR
2″ × 16″	5 × 40 cm	QT.CD.STG.0216.BR
4″ × 16″	10 × 40 cm	QT.CD.STG.0416.BR
4″ × 24″*	10 × 60 cm	QT.CD.STG.0424.BR.NR
2″ × 9″ chevron	5 × 23 cm	QT.CD.STG.0209.CHEV

* Non-rectified edge

MATTE

SIZE	METRIC	SUPPLIER CODE
3″ × 6″	7.5 × 15.2 cm	QT.CD.STG.0306.MT
4″ × 16″	10 × 40 cm	QT.CD.STG.0416.MT

Tip: Matte and glossy share the same 3×6 and 4×16 sizes, so you can swap finishes row-by-row with no cutting.

3D decors · 4″ × 16″ (10 × 40 cm) · Glossy



Petal decor
QT.CD.STG.0416.BR.PT



Diamond decor
QT.CD.STG.0416.BR.DM

Packing details

FORMAT	PCS / BOX	SQ FT / BOX	LB / BOX	BOXES / PALLET
3″ × 6″ (glossy + matte)	136	17.00	39.50	65
2″ × 16″ (glossy)	50	10.76	29.50	84
4″ × 16″ (glossy + matte)	25	10.70	33.05	84
4″ × 24″ (glossy, non-rectified)	12	7.75	30.84	72
2″ × 9″ chevron (glossy)	80	9.90	29.10	84
4″ × 16″ petal / diamond decor	25	10.76	33.00	84

How many boxes?

Wall area (sq ft) ÷ sq ft per box, then add 10% for cuts — 15% for chevron or herringbone. Round up.

Trims

Matching trims are available in selected sizes and finishes. Ask us before you order.

Ideas & install notes

Choose Glossy when...

- The room is small or has little daylight
- It's a backsplash or shower wall that gets wiped often
- You want a crisp, classic subway look

Choose Matte when...

- Strong light causes glare on shiny surfaces
- You want a soft, modern or Scandinavian feel
- You'd rather not see every water spot

Four ways to lay it



Vertical stack
4×16 glossy or matte. Makes ceilings feel taller.



Classic offset
3×6 subway in either finish. Timeless, easy to install.



Chevron
2×9 glossy. A bold feature wall or backsplash.



Mixed-finish band
Matte field with a 2×16 glossy stripe at eye level.

Pick a grout, change the look

White
Graphic, every tile stands out

Light grey
Seamless, calm wall of colour

Charcoal
Defined lines, industrial edge

Installation

- Wall use only — not rated for floors
- Use a wall-tile adhesive and unsanded grout for tight joints
- Waterproof wet areas before tiling
- Follow the adhesive maker's and TCNA guidelines

Before you order & care

- View a physical sample — screen colours vary
- Order all boxes from one lot, plus 10% extra
- Clean with a pH-neutral cleaner; no abrasive pads on glossy

Ready to quote your project?

SA Supply · Oakville, Ontario
[phone] · [email] · [website]

We supply materials; installation is by your contractor. Special orders may take longer to arrive.